

High-Pressure/High-Temperature (HPHT) Offshore Geomechanically Review

Ekeinde, E. B.

Department of Petroleum and Gas Engineering, Federal University Otuoke Bayelsa State

Article Information

Article # 002916
 Received: 16th May. 2025
 1st Revision 4th June 2025
 2nd Revision: 9th Sept 2025
 Acceptance 13th October 2025
 Available online:
 2nd November 2025.

Keywords

HPHT environments
 Geomechanics
 Salt domes
 Wellbore stability
 Machine learning

Abstract

Operating in high-pressure, high-temperature (HPHT) environments presents significant technical challenges in the oil and gas industry, particularly in offshore settings. These challenges require specialised knowledge and expertise to manage the complex interactions between subsurface stresses, rock behaviour, and drilling operations. This paper explores three key geomechanical issues in HPHT offshore environments: the impact of temperature variations on rock properties, the challenges posed by salt domes during drilling, and the strategies for maintaining well integrity over time under extreme conditions. The paper reviews the latest research on these topics, highlighting how a deeper understanding of coupled thermo-hydro-mechanical (THM) behaviour, salt creep, and advanced materials science for casing and cement can enhance operational effectiveness. It also demonstrates how integrated workflows, advanced analytics, and machine learning applications—such as predictive geomechanics and real-time wellbore stability modeling—can mitigate risks, improve predictions, and optimise well performance. The paper concludes by presenting several recent case studies where an integrated approach has been successfully applied to HPHT conditions.

*Corresponding Author: Ekeinde, E. B.; ekeindeee@fuotuo.ke.edu.ng

Introduction

The oil and gas industry is being pushed into difficult areas due to the continuous worldwide need for energy. Currently, the HPHT reservoirs are significant contributors to the global energy matrix and have been overcome as technically and economically infeasible in the past. These are environments which generally have over 10,000 psi or 69 MPa formation pressure, and more than 150 degrees Celsius or 300 degrees Fahrenheit temperature; they contain huge and very important strategic hydrocarbon deposits. Nonetheless, it is not easy to tap into these resources safely without challenging some aspects of conventional engineering due to their geomechanical nature (see figure 1).

In these extreme environments of HPHT reservoirs, there exist complex interactions among subsurface rocks, wellbore, and circulating drilling as well as production fluids, which are tightly coupled. This ever-changing setting increases operational focus on wellbore stability, casing/cement integrity, as well as ensuring continued production over extended periods.

This review presents the most recent developments in geomechanics for offshore High Pressure High Temperature (HPHT) environments during the period spanning 2018 and 2024. It is divided into three major interrelated aspects concerning geomechanical risk in HPHT wells; all covered exhaustively in this document:

1. Thermal effects deeply influence rock mechanics and change the stress state close to the borehole, with long-term implications for well integrity.
2. Salt tectonics is a difficult issue because it causes a very changing stress environment and visco-plastic creep of materials, which directly threatens long-term casing integrity.
3. It is very important to make sure that casing and cement remain intact even when subjected to very high loads for long periods of time, requiring a focus on advanced material science.

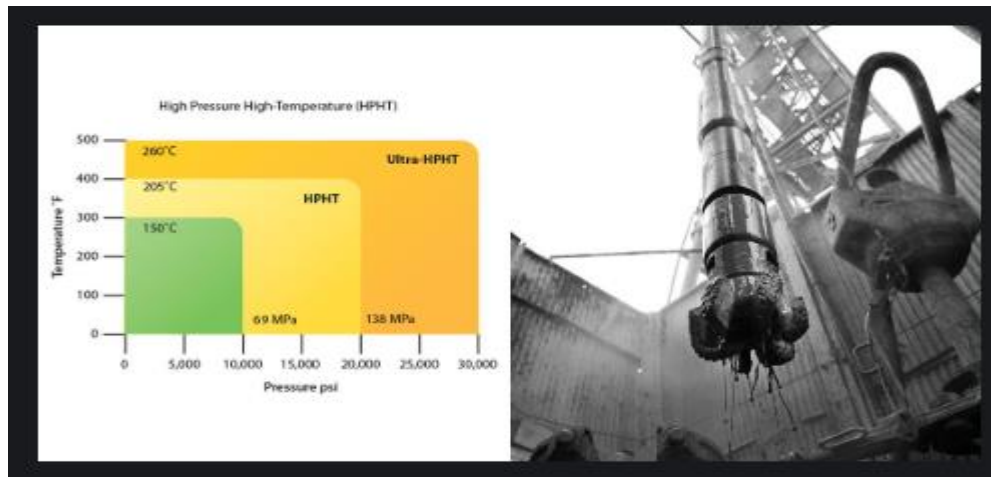


Figure 1: An Illustration of the High-Pressure High-Temperature (HPHT) and Ultra-HPHT Operational Envelopes, Defined by a Combination of Extreme Temperature and Pressure Conditions (Source: Taylor, 2025).

Thermal Effects on Rock Mechanics

In environments with high pressure and high temperature, the thermal effect is a consistent and profound factor that influences the geomechanically behaviour of rock formations. The different temperatures of the circulating wellbore fluids (such as cool drilling mud) and surrounding rock mass at depth (which is hot) give rise to complicated thermo-mechanical reactions; these, in turn, may have a tremendous impact on various aspects of wellbore stability, such; rock strength parameters as well as fluid flow dynamics. This part focuses on certain issues of heat nature in rocks, such as heat transfer methods, thermo-elastic and thermo-plastic properties, how temperature affects rock strength and failure, as well as some basics of thermo-hydro-mechanical (THM) coupling.

Heat Transfer Mechanisms in Wellbores

It is crucial to know how heat moves in and around the borehole when drilling and producing. Conduction, convection and radiation are ways in which this can happen. While drilling, heat is constantly being transferred in a complex manner due to the flow of fluids. This flow consists of a colder drilling mud going down inside a drill pipe surrounded by a formation that is warmer than the fluid at target depths and becoming warmer as it goes up through the annulus. Therefore, during drilling the dominant mechanism of heat transfer will be forced convection of heat within the column of fluid flowing inside as well as upwards in the annulus; conduction through the solid structures like the drill string, casing and cement sheath; with significant conduction going

on within the rock formation that surrounds these structures (Abdelhafiz, 2021; Jiang, 2019; Wang et al., 2024; Zhong et al., 2018).

Drilling involves non-stop circulation interspersed by periods when circulation stops (circulation may also be stopped for a while, continuously known as a static condition). These operations keep changing what the temperature profile looks like as you move away from your borehole horizontally outward (Al Saedi, 2020).

This irregular change in profile with time requires special attention when modelling it mathematically; namely transient heat conduction. To model this correctly you need advanced numerical methods using either finite elements (FE) or finite differences (FDM). They help you predict how temperatures will change over time close to your borehole information, that which is very important if you want to do further geomechanical stability studies based on accurate inputs.

Thermo-Elastic and Thermo-Plastic Behaviour of Rocks

Drilling and production activities, which cause cooling and heating respectively, induce the rock matrix to contract or expand due to a change respectively in temperature. This volume change leads directly to the development of thermal stresses. In the near-wellbore region, where the thermal gradients are steepest, these induced stresses can be substantial, often radically altering the native, in-situ stress state around the wellbore.

The mechanical response of the rock to these thermal stresses is categorised as either thermo-elastic or

thermo-plastic, depending on the magnitude of the resulting stress state relative to the rock's yield strength.

- **Thermo-Elastic Regime:** In this phase, the rock deforms elastically and reversibly in response to the thermal stresses. The deformation is fully recoverable upon the removal of the thermal load. The magnitude of the thermo-elastic stress is directly proportional to the rock's coefficient of thermal expansion, its Young's modulus (stiffness), and the magnitude of the temperature change.
- **Thermo-Plastic Regime:** If the combined stresses (in-situ stresses, drilling-induced stresses, and thermal stresses) exceed the rock's defined elastic limit (yield strength), the rock enters the thermo-plastic regime. In this state, the rock undergoes permanent, non-recoverable deformation. This plastic deformation often manifests physically as various forms of wellbore instability, shear fracturing, or long-term creep (Yang et al., 2025).

The transition from thermo-elastic to thermo-plastic behaviour is a critical consideration in HPHT well design. For example, the cooling of the near-wellbore region during drilling can reduce the hoop stress (circumferential stress), potentially increasing the risk of tensile fracturing. Conversely, the heating of the near-wellbore region during production can significantly increase the hoop stress, potentially leading to compressive failure (caving). Accurate modelling of both the thermo-elastic and thermo-plastic components is therefore essential for predicting failure and implementing effective mitigation strategies.

Temperature Impacts on Rock Strength and Failure

Temperature exerts a significant and often detrimental influence on the fundamental mechanical properties of rocks, including their overall strength, stiffness, and failure characteristics. For the majority of common sedimentary rocks encountered in HPHT environments, a general principle holds that an increase in temperature typically leads to a notable decrease in strength and a corresponding increase in ductility. The reason for this change is the combination of different factors. These factors are the different expansion of the mineral grains, less intergranular friction due to weak interstitial materials and increased plastic deformation with a rise in temperature.

The temperature weakening effect on rock strength is vitally considered in wellbore stability analysis for robust applications. Decreasing rock strength at high temperatures found in HPHT wells can seriously reduce the safe mud weight window and therefore increase the likelihood of wellbore failure. In such cases, the conventional rock failure criteria applied in geomechanics, i.e., Mohr-Coulomb criterion or Drucker-Prager criterion, should take into account this factor and be modified accordingly. This modification has to include some parameters dependent on the temperature, like an adjusted cohesive strength of the rock and also the angle of internal friction that would indicate the thermal decay process happening in the rock matrix (Liang et al., 2006; Moallemi et al., 2023; Oniyide, 2015).

Thermal Effects on Pore Pressure and Stress

Temperature affects not only the solid rock matrix but also the pore fluid inside the rock. Because the fluid expands more than the rock when heated, it can increase pore pressure and reduce the effective stress (the difference between total stress and pore pressure).

If fluids can't escape (low permeability, sealed reservoirs), an increase in temperature may raise pore pressures so much that they reduce effective stresses to near-zero or even negative values. That would weaken rocks and potentially cause them to fail or fracture. In a system where heat transfer, fluid flow and rock deformation are all interacting, a situation known as thermo-hydro-mechanical (THM) coupling, things get complicated. Calculations must take into account changes over time and space in temperature, pore pressure (fluid flow) and stresses that result from rock deformation. That means three partial differential equations have to be solved together, one each for heat transfer, fluid flow according to Darcy's law, and rock mechanics under equilibrium conditions. Because all these factors influence one another, specialised numerical simulators are used for this purpose.

THM (Thermo-Hydro-Mechanical) Modeling

THM modelling represents the most advanced computational tool available for analysing the complex, coupled geomechanical behaviour of rocks in HPHT environments. These sophisticated models are capable of simulating the coupled processes of heat transfer, fluid flow, and rock deformation in a unified framework, thereby allowing for the most accurate prediction of critical factors such as time-dependent wellbore stability, rock failure potential,

and long-term reservoir performance under operational changes.

The Role of Predictive Modelling (R4): Given the complexity of the HPHT environment, THM modelling is essential for anticipating geomechanical challenges before drilling begins. It allows engineers to proactively test different drilling fluid temperatures and mud weights to determine the operational window that minimizes thermal stress-induced failure (tensile or compressive).

The essential inputs required for a comprehensive THM model include:

- Accurate thermal and mechanical properties of the rock formations.
- The thermodynamic properties of the pore and wellbore fluids.
- The native in-situ stress state of the basin.
- All operational parameters of the well (drilling fluid type, circulation rate,

injection/production rates, shut-in periods, etc.).

The output of a high-fidelity THM model offers invaluable insights into the dynamic evolution of the stress and temperature fields around the wellbore, precisely predicting the potential for rock failure and quantifying the impact of thermal effects on fluid migration within the formation. This information is directly utilised to optimise drilling parameters (e.g., mud temperature management), design robust well completions (e.g., casing/cement placement), and proactively manage the long-term mechanical integrity of the well system (see figure 2, on page 4) (Hermanns and Rivero, 2021).

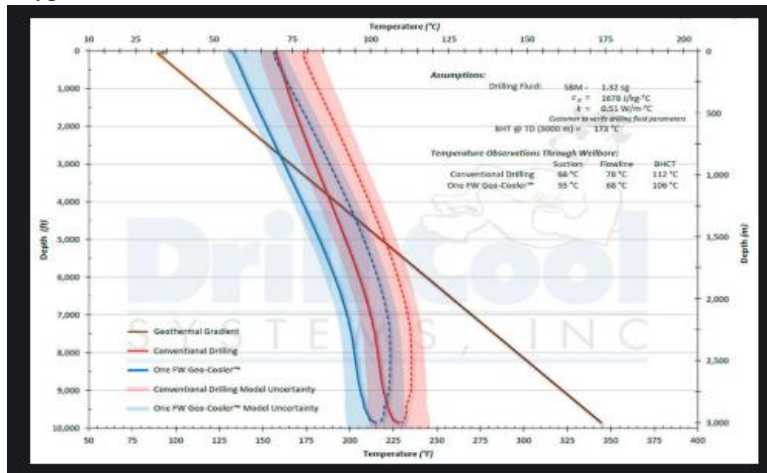


Figure 2: Conceptual Diagram Illustrating the Coupled Thermal-Hydro-Mechanical (THM) Processes Around an HPHT Wellbore During Cooling/Heating. The figure shows the thermal gradient, altered stress state, and fluid flow/pore pressure changes over time (Source: Drill Cool, 2019).

HPHT Drilling Fluids and Monitoring Technologies

The successful execution of drilling operations in HPHT environments fundamentally requires the use of specialised drilling fluids capable of performing effectively under extreme pressure and temperature conditions. These fluids have been designed to give the hydrostatic pressure that is needed for well control, and at the same time maintain other important properties such as appropriate rheological characteristics and stability of heat-resistant nature at high temperature for a long time period. The continuous introduction of sophisticated drilling fluid

formulations e. g., highly stable synthetic-based or oil-based muds, into the market by the industry has played its part in facilitating ongoing exploration and economic production of HPHT resources worldwide. Apart from these highly engineered drilling fluids, there is also a need for taking down temperatures in real time as part of a thermal risk management strategy. A technology known as Distributed Temperature Sensing (DTS), which makes use of fibre optic cables running through the entire wellbore, has proved vital in carrying out HPHT operations. With DTS, a continuous temperature profile reading at a high resolution is obtained through the length of

the well, and this enables the engineers to see what impact is being caused by heat arising from drilling as well as production in real-time. This vital information ensures that they will be able to take any immediate action needed for the safety of operation and prevent these risks from happening again and again (Halliburton, 2022).

Salt Tectonics and Borehole Stability

Thick, highly mobile salt formations, which are usually found as huge salt diapirs, pose great geomechanical challenges in many rich offshore basins like those found in the Gulf of Mexico, North

Sea and offshore Brazil (see figure 3, on page 5). The exceptional flow characteristics of salt combined with complicated non-linear stresses of salt movement or tectonics acting over long time periods pose integrated challenges that have a serious effect on wellbore stability, casing design life and also on the ability to get accurate subsalt seismic data. Here, we discuss some solutions to these problems; first of all, though, what do we understand by tectonic salt movements? It also explains drilling strategies employed while undertaking such difficult geological conditions.



Figure 3: Salt Domes, Large Intrusive Geological Bodies, are a Common Feature in Salt Tectonics that Present Significant Drilling and Geomechanical Challenges in HPHT Environments (Source: South Dakota Public Utilities Commission, 2022).

Salt Rheology and Creep Behaviour

Most of the sedimentary rocks other than rock salt show brittleness or elastic-plastic nature when they are subjected to failure at the depths in reservoirs. On the other hand, rock salt (mostly halite mineral having sodium chloride, NaCl) can be said to flow like a very viscous fluid for extended periods of time, geologically speaking. This fundamental characteristic, known as creep, is the slow, time-dependent, visco-plastic deformation or flow of salt under sustained differential stress (see figure 4, on page 6). Creep is a direct consequence of the crystalline structure of halite, which permits crystal lattice glide and dislocation movement when subjected to differential stress.

Salt creep behaviour is very sensitive to temperature, differential stress, and grain size, all of which play a key role and determine its magnitude. Crucially, at the elevated temperatures commonly encountered in HPHT basins, the creep rate of salt can become dramatically significant, leading to a cascade of severe geomechanical issues over the life of the well.

This exponential relationship between temperature and strain rate is highlighted by the power-law creep model (Garofalo equation), which mathematically relates the steady-state strain rate ($\dot{\epsilon}$) to the applied differential stress (σ) and absolute temperature (T):

$$\dot{\epsilon} = A\sigma^n \exp(-Q/RT)$$

Here, A is a material constant, n is the stress exponent (typically 3 to 5 for halite), Q is the activation energy for creep, and R is the universal gas constant.

This model highlights the **exponential relationship between temperature and strain rate**, confirming that even small increases in HPHT environments can lead to disproportionately large increases in creep velocity. Accurate characterisation of these parameters, derived from laboratory experiments on salt cores and large-scale field observations, is an essential, foundational input for any geomechanical model of a salt-bearing basin (Wang and Samuel, 2016).

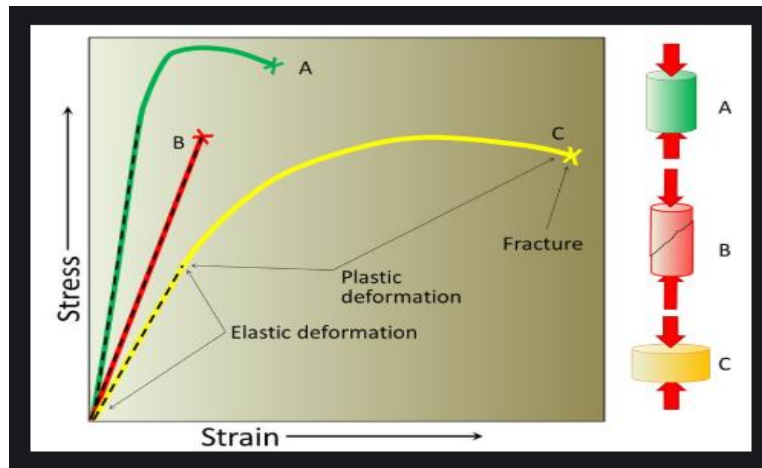


Figure 4: Illustrative Comparison of Elastic, Brittle, and Ductile (Elastic-Plastic) Deformation Behaviour. This conceptual relationship between stress and strain is foundational to modelling both rock failure and the long-term creep of salt (Source: Earle 2015).

Salt Diapirism Mechanisms

The inherent low density and high mobility (or ductility) of salt allow it to flow vertically upwards through the denser, overlying sedimentary sequence. This process results in the formation of large, intrusive geological bodies known as **salt diapirs** or salt domes. Salt diapirism is a process driven by a complex combination of forces: **buoyancy forces** (due to the density inversion), **differential loading** from the surrounding sedimentary layers, and regional **tectonic stresses**. The resulting geometry of these salt diapirs is often highly complex, featuring steep flanks, overhanging ledges, and extensive, associated fault systems in the surrounding sediments.

Salt diapirs cause a complicated, ever-changing but very specific set of stresses around them due to their movement and internal flow. The stress tensors next to salt bodies are capable of differing greatly with respect to the regional stress field; this is shown by large rotations of the main stresses and big changes in stress intensity. This highly complex stress state can have a major detrimental impact on wellbore stability, particularly when the drilling trajectory requires navigating the steep, rapidly changing stress field near the flanks of a mobile salt diapir (Jackson and Hudec, 2017).

Wellbore Closure and Casing Deformation in Salt

The time-dependent creep of salt formations represents a primary concern for long-term wellbore stability and integrity. The continuous, viscous closure of the salt mass around the open wellbore hole can lead to critical operational issues, including

differential sticking of the drill pipe, severe casing collapse (see figure 5, on page 7), and significant challenges during drilling and completion phases. The rate of wellbore closure is a function of the salt's current rheology (as defined by the power-law creep model), the local in-situ stress state, and the hydrostatic pressure exerted by the drilling fluid column (mud weight).

To effectively manage wellbore closure, it is a standard practice to utilise a high mud weight, which is intended to mechanically counterbalance the high lithostatic pressure exerted by the salt mass. However, this strategy is a balance, as excessive mud weight increases the risk of fracturing the surrounding, non-salt formations.

Furthermore, beyond immediate wellbore closure, the long-term creep of salt subjects the installed well casing to non-uniform, sustained loading. This loading can lead to various types of structural failure, including buckling, collapse, or shear failure of the casing string. A deeper analysis (R1) shows that the geomechanical interaction between the creeping salt, the cement sheath, and the high-strength casing is the core long-term challenge. The sustained high pressure from the salt over decades puts continuous load on the well construction materials. The design of casing strings for wells penetrating massive salt sections, therefore, mandates a highly specialised, careful consideration of the salt's long-term creep behaviour and often requires the deployment of specialised, high-strength, often thicker-walled casing materials designed to withstand sustained external pressure over decades (Willson *et al.*, 200).




Figure 5: Illustration of Salt Creep's Impact on Casing Deformation, Showing the Finite Element (FE) Mesh Used for Modelling the Salt Layer's Viscous Closure Around the Casing and Cement Sheath (Source: Taheri, Pak, Shad, Mehrgini, and Razifar, 2020).

Sub-salt Imaging Challenges

The inherently complex geometry of salt diapirs and the significantly high acoustic velocity of seismic waves propagating through massive salt bodies make it exceptionally difficult to obtain clear, high-resolution seismic images of the geological formations situated beneath the salt layer (the "subsalt" region). This pervasive **poor subsalt imaging** is a major source of uncertainty in both exploration and development drilling campaigns, as it severely hinders the ability to accurately map the precise location and geometry of the targeted hydrocarbon reservoir. To effectively overcome the immense challenges of subsalt imaging, the industry has developed and deployed a number of highly advanced seismic acquisition and processing techniques. These include:

- **Wide-Azimuth (WAZ) and Full-Azimuth (FAZ) seismic surveys:** These acquisition techniques provide a more complete, multi-directional illumination of the subsurface and, critically, the complex boundaries of the subsalt region, thereby increasing the signal-to-noise ratio.
- **Advanced Imaging Algorithms:** Techniques such as **Reverse Time Migration (RTM)** utilise two-way wave equation modelling to more accurately model the complex seismic wave

propagation, refraction, and reflection that occurs in and around salt bodies, resulting in sharper and more reliable subsurface images (Jacques *et al.*, 2011).

Salt Drilling Practices and Technologies: Operational Guidelines (R3)

Drilling through mobile salt formations demands a suite of specialised practices and technologies to effectively manage the persistent risks of wellbore closure, differential sticking, lost circulation, and other associated drilling problems. The initial selection of the appropriate drilling fluid is a critical operational decision. While saturated salt-based fluids are often used initially to minimise salt dissolution, they can paradoxically exacerbate the wellbore closure problem. Consequently, oil-based (OBM) or synthetic-based muds (SBM) are frequently preferred due to their superior ability to provide enhanced wellbore stability and reduce the risk of massive fluid loss or differential sticking in highly stressed salt (Chenevert, 1970; Drillopedia, 2020; van Oort, 2003).

Best Practices for Managing Salt Sections in HPHT:

In addition to fluid selection, several specific technologies and operational guidelines are deployed to improve drilling performance and mitigate risks in salt:

- **Bi-centre bits or Hole Openers:** Used to enlarge the wellbore immediately above or

within the salt, providing clearance for creep.

- **Managed Pressure Drilling (MPD):** Utilised to maintain a much more precise and dynamic control over the wellbore pressure, often keeping the pressure just slightly below the salt's minimum principal stress to minimise creep while avoiding fracture of the surrounding non-salt formations.
- **Real-Time Geomechanical Models: (R4)** Advanced Geomechanical Models are run in real-time to predict the instantaneous creep rate and required mud weight adjustments, moving away from static, conservative estimates. This continuous, real-time feedback loop is crucial for adjusting drilling parameters as conditions change.

Geomechanical Modelling of Salt Formations

Geomechanical modelling is an indispensable tool for understanding, predicting, and actively managing the high-risk environment associated with drilling and completing wells in salt formations. These complex models are used to predict the local in-situ stress state immediately surrounding salt bodies, the dynamic rate of wellbore closure over time, and the potential for long-term casing deformation. **(R4)** The ability of these models to **predictively anticipate closure rates** allows engineers to select optimal casing setting depths and design protective hardware, significantly mitigating risk before it occurs.

The required inputs for a successful geomechanical model in a salt-bearing basin include:

- The exact 3D shape of the salt structure after being refined through subsalt imaging techniques.
- The accurately characterised, temperature-dependent rheological properties of the salt (A, n, Q from the power-law model).
- The mechanical properties of the surrounding sediments.
- The regional and localised tectonic stress setting.

The geomechanical model provides forecasts that help to improve the path of the bore (like preventing sudden changes in direction), determine the best mud weight plan, and come up with a durable casing that can resist the anticipated creep load for a long period. It is through seamless assimilation and analysis of finely processed geological information obtained from state-of-the-art geomechanical models, high quality seismic data and other geological inputs that we can minimise the enormous uncertainties and hazards posed by complex HPHT/salt settings (van der Zee *et al.*, 2011).

Casing and Cement Integrity in HPHT Wells

Well integrity forms the bedrock of every oil and gas undertaking, although it assumes greater significance in HPHT environments (see figure 6, on page 9). It is because these combination factors of very high temperature, very high pressure and highly aggressive nature of fluid chemistry create a kind of operational environment which pushes conventional well construction materials and techniques to their extreme limitations. Failure of casing or cement sheath around an HPHT well may lead to uncontrollable blowout, environmental disaster and the closing down of the well itself with great losses incurred. In this chapter, we shall identify the primary problems affecting the casing and cement integrity, such as failure mechanisms, thermal stress impact, as well as the biggest menace – annular pressure buildup.



Figure 6: Advanced HPHT Wellhead System, Engineered with High-Performance Materials to Manage the Extreme Pressure and Temperature Conditions that Threaten Long-Term Well Integrity (Source: SLB, 2017).

HPHT Material Failure Mechanisms

The materials selected for well casing and cement in HPHT wells must be capable of withstanding the extreme downhole conditions for the entire projected life cycle of the well, which may span decades. The high temperatures encountered in HPHT wells can lead to a significant, measurable reduction in the yield strength and ultimate tensile strength of conventional casing steel, making it more susceptible to catastrophic collapse or burst failures.

Furthermore, the highly corrosive nature of certain HPHT reservoir fluids, particularly those containing high concentrations of hydrogen sulfide (H₂S) and carbon dioxide (CO₂), can lead to accelerated degradation mechanisms, including stress corrosion cracking (SCC) and general corrosion of the casing and cement matrix over time.

The selection of appropriate, high-performance materials is the critical first step in ensuring the long-term integrity of an HPHT well. For the metallic casing, this necessitates the use of high-strength, Corrosion-Resistant Alloys (CRAs), such as duplex stainless steels, nickel-based alloys, or specialised titanium alloys, which are capable of maintaining their mechanical properties and resisting chemical attack at elevated temperatures and pressures. (R1) This material selection is an integrated challenge, as the materials must simultaneously resist high thermal stresses, high pressure, and the specific chemical attack of the reservoir fluids over the life of the well. For the cement sheath, specialised formulations are required that are designed to be simultaneously strong, flexible (ductile), and chemically resistant to reservoir fluids (Ayodele *et al.*, 2013).

Thermal Stress Effects on Casing and Cement

The large and often cyclical temperature changes that occur throughout the life of an HPHT well—from the

initial cooling phase during drilling to the long-term heating phase during production and eventual cooling during abandonment—induce significant and pervasive thermal stresses in both the casing and the cement sheath. The cyclical thermal loading, with repeated heating and cooling cycles, can be particularly damaging and lead to progressive, cumulative degradation of the casing and cement over time (Ngwu *et al.*, 2012). The primary detrimental effects on well integrity include:

- **Casing Fatigue Failure:** The repeated contraction (cooling) and expansion (heating) can cause high tensile or compressive stresses that exceed the fatigue limit of the casing steel.
- **Cement Debonding and Micro-Annuli Formation:** The differential thermal expansion/contraction between the cement, the casing, and the formation rock can lead to the physical debonding of the cement sheath. The formation of micro-annuli results from this detachment, and it leads to compromised zonal isolation because these gaps offer very little resistance to fluid movement.

Cement Slurry Design for Extreme Conditions: A Practical Checklist (R3)

Regardless of the well, the cement sheath is an important component of the well, more so in wells with HPHT environments. Besides zonal isolation efficiency, which is meant to stop fluid transfer from one formation to another, the cement should resist structurally, the temperatures, the high pressure, as

well as the dynamic thermal stresses in HPHT environment.

It is very intricate to develop cement slurries that can withstand HPHT conditions during drilling of HPHT wells because every other factor seems to have opposed demands on it (Amosu, 2021; Diaz, 2017; Mandlik, 2016; Shahzar *et al.*, 2024). **For engineers in the field, a practical cement design must meet the following four criteria:**

1. **Rheology/Pumpability:** Before it sets, the slurry must have a viscosity that is sufficiently low to enable smooth pumping downhole as well as passage through the annulus.
2. **Strength:** The compressive and tensile strengths of it should be high enough high to sustain the weight of the casing and oppose the in-situ stress.
3. **Ductility/Flexibility:** Crucially, the set cement must be sufficiently flexible (ductile) to withstand the significant thermal and pressure-induced stresses without cracking or fracturing.
4. **Chemical Resistance:** It must demonstrate high resistance to chemical degradation and dissolution from acidic components like CO₂ and H₂S present in the reservoir fluids.

To successfully meet these demanding requirements, the industry has developed a highly advanced cement systems, including:

- **Flexible/Ductile Cements:** Utilising additives like latex polymers or elastomeric fillers to increase strain capacity.
- **Expanding Cements:** Formulations that expand upon setting to actively seal the micro-annuli and reinforce the casing bond.
- **Self-Healing Cements:** Incorporating micro-capsules that release healing agents upon crack detection to autonomously repair minor structural damage.

Annular Pressure Buildup: Mitigation Best Practices

Annular Pressure Buildup (APB) is a critically dangerous phenomenon that occurs in the sealed (static) annuli between casing strings when the temperature of the trapped annular fluid increases. This is a major concern in HPHT wells because the temperature changes during startup and shutdown can be large, and the consequences of a casing failure (collapse or burst) are severe (see figure 7, on page 11).

The mechanism is purely thermodynamic: the increase in fluid temperature causes significant **thermal expansion** of the trapped fluid volume. Due to the fact that the annulus has a closed and constant volume (or almost constant), the increase in volume leads to a great nonlinear rise in the pressure. The pressure rises up to very high levels and becomes dangerously high with respect to the collapse strength of the inner casing and burst strength of the outer casing that may cause total structural failure (Oudemans and Kerem, 2006).

A safe Blowout Preventer (BOP) operation can be achieved through cautious planning of the well, following strict rules during drilling, and, if needed, applying emergency technological measures. **Operational Mitigation Strategies (R3) include:**

- **Design Mitigation:** In order to be ideal, the well design must reduce the amount of fluid that gets trapped within the sealed annuli while offering an alternative pathway of controlled pressure release (a bleed-off mechanism).
- **Operational Mitigation:** Startup and shutdown operational procedures should be carefully managed to minimise the rate and magnitude of temperature change in the annuli.
- **Technological Mitigation:** In high-risk cases where APB cannot be avoided, specialised technologies are installed to protect the casing.

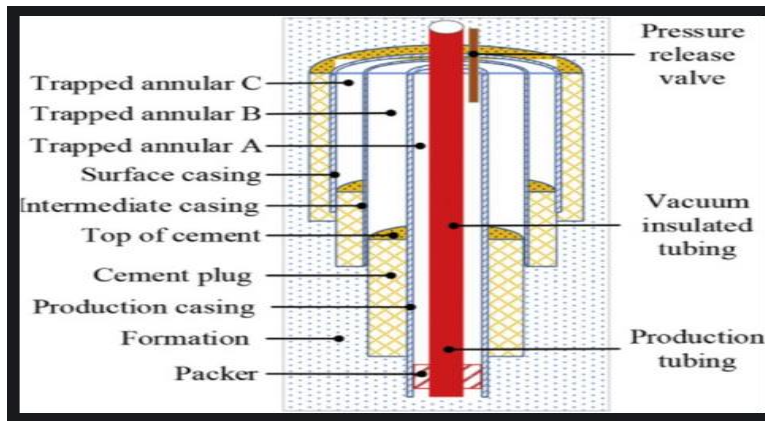


Figure 7: Schematic Illustrating the Mechanism of Annular Pressure Buildup (APB) in a Sealed Annulus and Primary Mitigation Methods (Rupture Disc/Nitrogen Chamber) (Source: Wang *et al.*, 2024).

Advanced Metallurgy and Cement Systems

The persistent, evolving challenges of HPHT environments have driven significant innovation in the development of advanced materials specifically for well construction. In the field of metallurgy, this innovation has resulted in a new generation of high-strength, corrosion-resistant alloys (CRAs) specifically engineered for HPHT service. These advanced alloys, including duplex and super-duplex stainless steels, nickel-based superalloys (Inconel series), and titanium alloys, offer superior long-term performance at elevated temperatures and in highly corrosive fluid environments containing chlorides, H₂S, and CO₂. materials and their key performance criteria.

Material innovation is also experienced in cement technology, which improves how the materials perform. The formulation of high-quality cementing constituents has been very instrumental in coming up with superior cements that are much stronger, flexible as they age and highly resistant to chemical attacks (Memon *et al.*, 2020). Application of these new-age cements would be effective in sealing high-pressure/high temperature (HP/HT) environments for long periods without failure, as seen from Table 1, indicating some important facts about advanced HPHT well construction

Table 1: Advanced HPHT Well Construction Materials

Material Class	Specific Material Example (Type)	Key Performance Criterion	Representative Value/Description	Key HPHT Benefit
Corrosion Resistant Alloys (CRAs)	High-Strength Low-Alloy (HSLA) Steel (Clad/Lined)	Yield Strength at 200°C	≈750 – 860 MPa (≈110 – 125 ksi nominal)	Cost-effective, high strength; strength retention, less marked loss at HT.
		H ₂ S Resistance	Low to Medium (Prone to Sulfide Stress Cracking - SSC/Hydrogen Embrittlement).	Adequate for non-sour or mildly sour service when clad.

		Ductility (Toughness)	Medium (Good mechanical properties, but SSC/HISC susceptibility limits use).	Good initial toughness; must be carefully assessed for SSC.
Super 13 Chrome (Modified Martensitic)		Yield Strength at 200°C	≈650 – 760 MPa ≈95 – 110 ksi (nominal)	Excellent mechanical strength with very good retention at high temperatures.
		H2SH2S Resistance	Medium (Acceptable for <i>mild</i> sour service per NACE MR0175/ISO 15156).	Better corrosion resistance than HSLA, especially against CO ₂ .
		Ductility (Toughness)	Good (Improved toughness over standard 13Cr).	Reliable performance in sweet (CO ₂) HPHT environments.
Solid Solution Nickel-Base Alloys (e.g., Alloy 718, C276)		Yield Strength at 200°C	≈800 – 965 MPa ≈116 – 140 ksi (nominal)	Highest strength and thermal stability among CRAs.
		H2SH2S Resistance	High/Excellent (Suitable for H2SH2S partial pressure >3 psi).	Essential for ultra-HPHT and highly sour environments.
		Ductility (Toughness)	Excellent (High toughness and SCC/HISC resistance).	Provides maximum margin against cracking in aggressive fluids.
Advanced Cement Systems	Silica-Stabilised Portland Cement	Compressive Strength	>34 MPa (5,000 psi) at 24h (Target)	Maintained strength by preventing strength retrogression at HT.
		Thermal Stability/Durability	Up to 260°C (500°F)	Silica flour/sand addition prevents degradation (retrogression)

				of the C-S-H phase.
High-Density Elastic Cements (HDEC)	Flexibility/Ductility	High (Mechanically modified to be more elastic/resilient).		Prevents cement sheath failure (e.g., debonding) due to Pressure/temperature cycling.
Specialty Geopolymers / Calcium-Aluminate	H₂SH₂S /CO₂CO₂ Resistance	Excellent (High resistance to acidic/corrosive fluids).		Designed to withstand long-term chemical attack and improve zonal isolation durability.

In cement technology, a similar wave of innovation is transforming material performance. The construction of complex high-performance cementing materials has greatly contributed to the development of advanced cements that are stronger, more adaptable with time and highly resistant to chemical attack. These modern cements, when applied, will definitely serve their purposes in sealing HP/HT environments for prolonged periods without any failure, which is vitally important.

Well Integrity Monitoring

Continuous well integrity monitoring is vitally important and mandatory for the safety of HPHT operations. The ability to detect any potential degradation or failure in the casing or cement early allows for timely, preventative intervention, thereby avoiding the potential for a catastrophic failure. Several sophisticated technologies are routinely deployed to monitor the integrity of HPHT wells, including (Das and Samuel, 2017):

- **Pressure and Temperature Monitoring:** The continuous, high-frequency measurement of pressure and temperature within the wellbore itself and the sealed annuli. Anomalous pressure or temperature trends can serve as an immediate, early indication of a leak, flow across a barrier, or loss of zonal isolation.

- **Acoustic Monitoring:** The strategic deployment of highly sensitive acoustic sensors to "listen" for the distinctive sound signature generated by a leak (fluid or gas passing through a micro-annulus or crack). This technique is highly effective for detecting minor leaks long before they escalate into major integrity problems.
- **Corrosion Logging (Electromagnetic and Ultrasonic):** Specialised logging tools are deployed to measure the remaining wall thickness of the casing string. Electromagnetic tools measure casing properties through surrounding materials, while ultrasonic tools directly measure wall thickness. Through this, we can directly and quantitatively know whether there is still any corrosion or mechanical wear that reduces the strength of the casing.
- **Cement Evaluation Logs (Ultrasonic/Sonic):** The quality and strength properties of cement that bond the casing with formation rock, as well as bond the casing's inner surface, need to be examined through this equipment. It helps to detect where there is a lack of bond, spaces or micro-annuli that may serve as channels for fluid flow, thus compromising zonal isolation.

Integrated Geomechanically Approaches

Development of HPHT reservoirs, which is safe, environmentally friendly and profitable, calls for moving away from the conventional, step-by-step or "siloed" methods used in subsurface characterisation and well engineering. It is impossible not to adopt an all-inclusive approach involving every member of staff because of the complicated interaction between geology, geomechanics and operations at play in such extreme conditions. In this part, we look at how integrated workflows are continuing to progress, the game-changing role of big data and machine learning, as well as where we are heading technologically with regard to HPHT geomechanics.

Multi-disciplinary Workflows

Modern and efficient HPHT geo-mechanics can only be achieved through a complete fusion of information, skills, as well as methodologies from a variety of fields such as reservoir geology, reflection geophysics, petrophysics, reservoir engineering and drilling engineering, among others.

Firstly, the integrated workflow involves the development of the Mechanical Earth Model (MEM), which should be strong and adaptable. **MEM, or the Mechanical Earth Model, is a comprehensive three-dimensional (3D) representation of the subsurface geomechanical state**, including all fundamental lithologic attributes; the pore pressure gradient; and the complete set of native stresses (magnitudes and orientations) all over the reservoir and adjacent formation(s).

To accomplish this, one has to take great caution while integrating various kinds of data into MEM:

- **Seismic Data:** Used to define the large-scale geological structure, identify fault networks, and pinpoint potential geohazards (e.g., shallow gas pockets, overpressure zones).
- **Well Log Data (Petrophysics):** Provides quantitative information on local rock properties, including porosity, permeability, mineralogy, and rock strength parameters (e.g., Young's Modulus, Poisson's Ratio).
- **Drilling Data (Operations):** Provides invaluable "real-world" insights into the rock's mechanical response, such as mud losses, tight hole incidents, and documented hole problems, which constrain and validate the in-situ stress state.

It is important to note that the MEM is not something that remains the same or is dead, but rather it is a **living and changing instrument** which should be constantly improved by the incorporation of fresh information obtained from new wells, loggings or production histories. This model continues to be used in making various important decisions for the whole period of the field's operation, such as which way a well should be drilled so as to prevent problems like high stress on the flanks (Wang *et al.*, 2021b). How can one design a better casing/completion system? As well as how best can reservoir pressure be controlled overtime (see figure 8, on page 14).

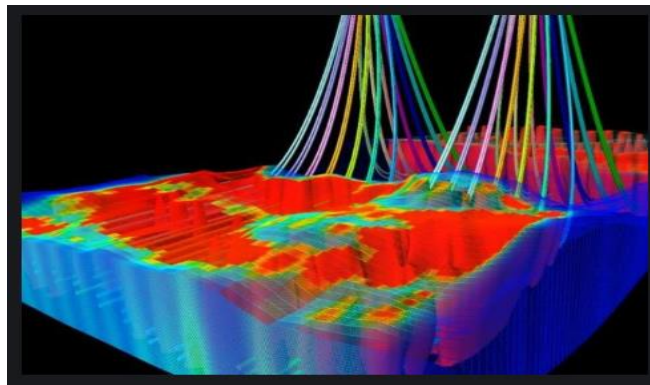


Figure 8: 3D Subsurface Model Visualization, emphasizing that HPHT Well Planning and Design Require a Robust, Integrated Understanding of Subsurface Conditions Provided by the Mechanical Earth Model (MEM) (Source: I-CCG, 2016).

Big Data and ML Applications in HPHT

The proliferation of high-resolution sensors and data acquisition systems in modern drilling and

production operations has created a vast new opportunity to enhance our understanding of the

subsurface and fundamentally optimise well performance. The sheer volume of data now available—ranging from real-time drilling and LWD data to decades of long-term production history can be effectively analysed using big data analytics and machine learning (ML) techniques to identify complex, non-linear patterns and emerging trends that are practically impossible to detect using conventional, deterministic methods.

Specific Examples and Data Requirements (R2):

Machine learning algorithms can be trained on extensive historical drilling data to accurately predict a wide range of geomechanical parameters. Specific ML applications include:

- **Predictive Geomechanics:** Predicting critical parameters such as rock unconfined compressive strength, pore pressure, or local stress magnitudes far more quickly and accurately than traditional forward models. For example, ML models have been used to rapidly predict the minimum mud weight required for borehole stability in salt sections, based on real-time Rate of Penetration (ROP) and standpipe pressure data.
- **Real-Time MEM Updates:** Using ML models to ingest real-time drilling data (e.g., weight-on-bit, torque, rate of penetration (ROP)) and automatically update the MEM, providing a continuously more accurate, up-to-date picture of the subsurface stress state.
- **Drilling Optimisation:** Training ML models to recommend optimal drilling parameters, such as the minimum safe mud weight or the maximum safe ROP, to minimize the risk of costly wellbore instability incidents and significantly improve drilling efficiency.

The data required for these advanced tools (R2) are generated from high-frequency LWD (Logging While Drilling), DTS (Distributed Temperature Sensing), and surface monitoring systems.

The application of big data and machine learning in HPHT geomechanics is still evolving, but its potential to revolutionise the way these challenging wells are designed, drilled, and completed is immense. By leveraging the computational power of data science, the industry can proactively reduce

geological uncertainty, mitigate operational risk, and successfully unlock the full, vast potential of deep HPHT resources (Ejairu *et al.*, 2024).

Future Technology Directions: Research and Innovation Roadmap (R5)

The relentless drive to explore and exploit deeper, more complex HPHT environments will continue to be the primary engine driving innovation in geomechanics. Some key technology trends are already emerging and are likely to shape the future of HPHT geomechanics in the coming decades:

- **Advanced Modelling and Simulation:** The continuous development of significantly more powerful, highly parallelised numerical simulators will enable a far more accurate and realistic modelling of the complex, fully coupled geomechanical processes (**THM-Chemical**) that govern rock behaviour in HPHT reservoirs. The integration of chemical effects (e.g., rock-fluid interaction at high temperatures) is the next frontier for accurate prediction.
- **Real-Time Geomechanics:** The ubiquitous integration of high-speed, real-time data streaming from the drilling rig and the reservoir (LWD, DTS, surface monitoring) with advanced, adaptive geomechanical models will enable the continuous, automated monitoring and immediate, proactive management of geomechanical risk.
- **Automation and Robotics:** The increasing adoption of robotics and highly autonomous systems in drilling and completion operations will significantly improve operational safety, enhance efficiency, and drastically reduce the exposure of personnel to the inherently hazardous HPHT environments.
- **Novel Materials (R5):** The continuous research and development of fundamentally new materials for critical components, casing, cementing, and downhole elastomers will be essential for constructing wells capable of reliably withstanding the ever-increasing, extreme pressures and temperatures projected for the next

generation of HPHT reservoirs. This includes the development of ductile, non-degrading cement systems and CRAs with superior high-temperature yield strength.

- **Data-Driven Decision Making:** The expanding use of big data processing, machine learning, and artificial intelligence will enable the industry to transition entirely to a quantitative, data-driven approach to complex decision making, leading to superior well outcomes, reduced non-productive time, and lower overall technical risk.

Conclusion

There is a major difficulty facing engineers today as they try to access deep hydrocarbon reserves due to the geological and mechanical issues experienced at very high temperatures and pressures (HPHT) in offshore settings. In this article, we have seen a thorough analysis and discussion of all the key geomechanical factors that are to be considered as contingent for having any hope in overcoming these extreme reservoir conditions safely, effectively at least economically (see figure 9).

It is evident that one cannot just rely on simple methods when trying to get hold of high-pressure high-temperature (HPHT) resources, given how everything seems interrelated; starting from the immense thermal impact that keeps on changing rock behaviour to complicated stress systems resulting from salt tectonics plus the ultimate requirement for well integrity over an extended period of time.

In brief, below are the main conclusions drawn from the technical review:

- Thermal effects constitute the main cause of geomechanical risk in HPHT wells. When these wells are drilled, there is a continuous cycle of heating and cooling in the area surrounding the wellbore, and this cycle creates large thermal stresses. These stresses may result in problems such as wellbore instability, fracturing of the formation and even failure of the casing. To address these concerns, operators rely heavily on **THM** (Thermo-Hydro-Mechanical) simulators, which are critical for predictive modelling and real-time operational adjustments.
- Drilling in areas affected by salt tectonics presents a rare combination of challenges that test your knowledge of geomechanics and your skills in its application as well as the entire team. Because of the **visco-plastic creep** behaviour of salt that leads to intense closure of the wellbore and therefore a corresponding high deformation of the casing over extended periods of time, sometimes lasting for many years after a well was drilled. Managing this requires a deeply integrated approach to casing design, focusing on the long-term geomechanical interaction between salt, cement, and high-strength alloys (R1).
- Well integrity in HPHT wells must never be compromised. Operators tend to push conventional materials to their very limits within these environments, which by their nature are extremely demanding in terms of the combination of high temperature with high pressure.
- Long-term well barrier integrity assurance calls for advanced corrosion-resistant alloys (CRAs), high flexibility, along with the chemical resistance of lightweight flexible liner, non-Newtonian brittle cement systems or heavy, statically flexible, chemically resistant liners. Mitigation strategies for Annular Pressure Buildup (APB) that are done in advance require comprehensive, constant attention paid toward well integrity.
- Future HPHT geomechanical risk management is multidisciplinary, involving complex and integrated services as well as reservoir engineering. Increasingly, big data analytics may have a transformative effect on your operation by enhancing geomechanical risk management through better situational awareness, faster responses to changing conditions, and increased knowledge about subsurface behaviour. **The use of** Machine Learning for specific tasks, such as predicting geomechanical parameters and optimising drilling efficiency based on real-time data,

represents a key pathway for future risk mitigation (R2).

- Many sophisticated services hydros, geo, Drilling and many other disciplines, have to come together, and utilise a wealth of data, plus prior experience, if a rapid and reliable response is to be made to an emerging hazard or if there is a need for its prediction this is exactly what can be done through an HDI.

It is inevitable that as the industry pushes further into deep exploration and production, there will be greater geomechanical issues for HPHT environments,

which will also be very complicated. To overcome such problems, it will be necessary to develop and implement new technologies at a fast pace, using **advanced simulation tools** (including THM-Chemical models), true real-time geomechanics, high-performance materials (R5), among others. Embracing innovation, promoting close teamwork based on technical issues, and adopting an end-to-end process would enable the energy sector to tap safely and cost-effectively into wide HPHT resources so that it may be sure of meeting the growing global demand for oil in the coming ages.



Figure 9: An Offshore Drilling Rig Operating in an HPHT Environment, Showcasing the Specialised Equipment Required for These Extreme Conditions (Source: eSimTech, 2019).

References

- Abdelhafiz, M. M. E. (2021). Modelling and simulating the thermal interaction between the wellbore fluids and rock formation during drilling operations [Doctoral thesis, Clausthal University of Technology]. Publikationsserver der TU Clausthal.
- Al Saedi, A. Q. (2020). Exploring wellbore and reservoir temperature profiles in fluid circulation and production operations [Doctoral dissertation, Missouri University of Science and Technology]. Scholars' Mine. https://scholarsmine.mst.edu/doctoral_dissertations/2858
- Amosu, C. O. (2021). High pressure and high temperature wells cementation using calcium oxide additives: Review. *Indian Journal of Petroleum Engineering*, 1(1), Article A1901051121. <https://doi.org/10.54105/ijpe.A1901.051121>
- Andreassen, K. A. (2011). Temperature influence on rock mechanical properties: High-porosity, low-cemented chalk. Technical University of Denmark.
- Ayodele, A., Sunday, A., David, O., John, M., and Thompson, U. (2013). Production casing and tubing design for HPHT wells in the Niger Delta (SPE Paper 167580-MS). Society of Petroleum Engineers. <https://doi.org/10.2118/167580-MS>.
- Chenevert, M. E. (1970). Shale control with balanced-activity oil-continuous muds. *Journal of Petroleum Technology*, 22(10), 1309–1316. <https://doi.org/10.2118/2559-PA>
- Das, B., and Samuel, R. (2017). HPHT well integrity: Load-resistance monitoring and predictive analysis (OTC-27603-MS). Offshore Technology Conference. <https://doi.org/10.4043/27603-MS>
- de Gennaro, S., Schutjens, P., Frumau, M., Fuery, M., Ita, J., and Fokker, P. (2010). The role of geomechanics in the development of an HPHT field.

Proceedings of the 44th US Rock Mechanics Symposium / 5th US-Canada Rock Mechanics Symposium, ARMA 10-214. American Rock Mechanics Association.

Diaz, L. (2017). HPHT well cementing challenges. Drillers. <https://drillers.com/hpht-well-cementing-challenges/>

DrillCool. (2019). Well temperature control. <https://drillcool.com/well-temperature-control/>

Drillopedia. (2020). Oil-Based Mud Ultimate Guide. Drilling Manual. <https://www.drillingmanual.com/oil-based-mud/>

Earle, S. (2015). Physical geology (1st ed.). BCcampus. <https://opentextbc.ca/geology/chapter/12-1-stress-and-strain/>

Ejairu, I., Oti, E. O., Akinoso, M. O., and Daramola, A. B. (2024). Enhancing oil and gas exploration efficiency through the integration of artificial intelligence and advanced seismic imaging. Engineering Science and Technology Journal, 5(4), 1473–1486. <https://fepbl.com/index.php/estj/article/view/1077/1301>

eSimTech. (2019). What you need to know about deepwater well logging. <https://www.esimtech.com/what-you-need-to-know-about-deepwater-well-logging.html>

Halliburton. (2022). World's first application of BaraXtreme™ fluid in HTHP gas well [Technical report]. https://cdn.brandfolder.io/3RYPUX6K/at/37kcbhc77c6mj7vfp5pj/Worlds_First_Application_of_BaraXtreme_TM_Fluid_in_HTHP_Gas_Well.pdf

Hermanns, M., and Rivero, J. M. (2021). On the symmetry properties of the network of thermal resistances representing the thermal response of slender geothermal boreholes. Geothermics, 94, Article 102078. <https://doi.org/10.1016/j.geothermics.2021.102078>

I-CCG. (2016). Petrel. <http://www.i-ccg.net/product/1837569/petrel.html>

Jackson, M. P. A., and Hudec, M. R. (2017). Salt tectonics: Principles and practice. Cambridge University Press. <https://doi.org/10.1017/9781139003988>

Jacques P. Leveille, Ian F. Jones, Zheng-Zheng Zhou, Bin Wang, and Faqi Liu, (2011), "Subsalt imaging for exploration, production, and development: A review," GEOPHYSICS 76: WB3-WB20. <https://doi.org/10.1190/geo2011-0156.1>

Jiang, M. (2019). A heat transfer model for accurate wellbore temperature prediction during drilling. International Journal of Petroleum and Petrochemical Engineering, 5(4), 1–9. <https://dx.doi.org/10.20431/2454-7980.0504001>

Liang, W. G., Xu, S. G., and Zhao, Y. S. (2006). Experimental study of temperature effects on physical and mechanical characteristics of salt rock. Rock Mechanics and Rock Engineering, 39(5), 469–482. <https://doi.org/10.1007/s00603-005-0067-2>

Mandlik, M. (2016). Design of cementing operation for HPHT oil and gas well (SPE 179020-MS). Society of Petroleum Engineers. <https://doi.org/10.2118/179020-MS>

Memon, Khalil and Mahesar, Aftab and Baladi, Shahzad and Sukar, Muhannad. (2020). Analyzing Cement Rheological Properties Using Different Additive Schemes at High Pressure and High Temperature Conditions. Mehran University Research Journal of Engineering and Technology. 39. 466-474. 10.22581/muet1982.2003.02.

Moallemi, S., Bazargan, M., Dang, K., Azami, A., and Abouelhassan, M. (2023). Stability analysis of a temperature-dependent jointed rock mass. In R. E. Hammah et al. (Eds.), RIC 2023 (pp. 557–564). Atlantis Press.

Ngwu, G. I., Dosunmu, A., and Osokogwu, U. (2012). Evaluation of thermal effects on drillability in HPHT wells in Niger Delta [Conference paper]. Nigeria Annual International Conference and Exhibition, Lagos, Nigeria. <https://doi.org/10.2118/163019-MS>

Oniyide, G. (2015). Thermo-mechanical behaviour of rocks from the Bushveld Igneous Complex with relevance to deeper mining [Doctoral thesis, University of the Witwatersrand, Johannesburg].

Oudeman, P., and Kerem, M. (2006). Transient behavior of annular pressure build-up in HP/HT wells. SPE Drilling and Completion, 21(4), 234–241. <https://doi.org/10.2118/88735-PA>

Shahzar, M., Kalita, N., Azin, R., Osfouri, S., Sharma, S., and Saxena, A. (2024). Advanced solutions for oil-well cementing in high-pressure high-temperature oil wells using nano-gilsonite. Energy and Fuels, 38(15), 13456–13470. <https://doi.org/10.1021/acs.energyfuels.4c02492>

SLB. (2017). Surface systems overview [Brochure]. <https://www.slb.com/-/media/files/sur/brochure/surface-overview-br.pdf>

- South Dakota Public Utilities Commission. (2022). South Dakota Public Utilities Commission staff comments and impact report: HP22-001 Summit Carbon Solutions CO2 pipeline project (Docket No. HP22-001).
<https://puc.sd.gov/commission/dockets/HydrocarbonPipeline/2022/HP22-001/SCSIMPACTREPORT.pdf>
- Taheri, S. R., Pak, A., Shad, S., Mehrgini, B., and Razifar, M. (2020). Investigation of rock salt layer creep and its effects on casing collapse. *International Journal of Mining Science and Technology*, 30(3), 357–365. <https://doi.org/10.1016/j.ijmst.2020.02.001>
- Taylor, R. (2025). Essentials for sealing in HPHT equipment. Chesterton Blog. <https://blog.chesterton.com/sealing/springenergized/essentials-for-sealing-in-hpht-equipment/>
- van der Zee, W., Ozan, C., Brudy, M., and Holland, M. (2011). 3D geomechanical modeling of complex salt structures. *Proceedings of the 45th US Rock Mechanics / Geomechanics Symposium*, ARMA 11-266. <https://www.armasymposium.org/>
- van Oort, E. (2003). On the physical and chemical stability of shales. *Journal of Petroleum Science and Engineering*, 38(3–4), 213–235. [https://doi.org/10.1016/S0920-4105\(03\)00034-2](https://doi.org/10.1016/S0920-4105(03)00034-2)
- Wang, C., Liu, H., Yu, G.-W., Yu, C., Liu, X.-M., and Huang, P. (2024). Wellbore-heat-transfer-model-based optimization and control for cooling downhole drilling fluid. *Petroleum Science*, 21, 1955–1968. <https://doi.org/10.1016/j.petsci.2023.11.025>
- Wang, G., Li, W., Xiang, Y., Wang, Y., Liu, Y., Liu, J., Li, G., Liu, S., Shen, J., and Cao, J. (2024). Deepwater oil and gas well annulus pressure management strategy. *Chemistry and Technology of Fuels and Oils*, 60(3), 629–638. <https://doi.org/10.1007/s10553-024-01721-x>
- Wang, H., and Samuel, R. (2016). 3D geomechanical modeling of salt creep behavior on wellbore casing for presalt reservoirs. *SPE Drilling and Completion*, 31(04), 261–272. <https://doi.org/10.2118/166144-PA>
- Willson, S., Fossum, A., and Fredrich, J. (2003). Assessment of salt loading on well casings. *SPE Drilling and Completion*, 18(1), 13–21. <https://doi.org/10.2118/74562-MS>
- Yang, Y., Wang, Q., Yang, F., Hu, D., Lu, Y., and Zhou, H. (2025). Thermo-mechanical analysis of wellbore stability in ultra-deep formations. *Journal of Rock Mechanics and Geotechnical Engineering*. Advance online publication. <https://doi.org/10.1016/j.jrmge.2025.06.009>
- Zhong, R., Peng, Z., and Jiang, H. (2018). Mechanism of heat transfer for gas-liquid two-phase flow in deep drilling. *International Journal of Heat and Technology*, 36(3), 949–954. <https://doi.org/10.18280/ijht.360322>